

AFTERSCHOOL FOR ALL:

Making the Case for Policy Makers and Your Community

Coalition for Community Schools National
Conference

Steven Amick
Director of School Partnerships
THINK Together
&

Afterschool Alliance Afterschool Ambassador

WHAT WE'LL COVER

- Policy Matters: The Current Afterschool Policy Landscape
- Making the Case: How You Can Advocate for Afterschool
- Advocating for Afterschool: Putting Your Skills to Practice



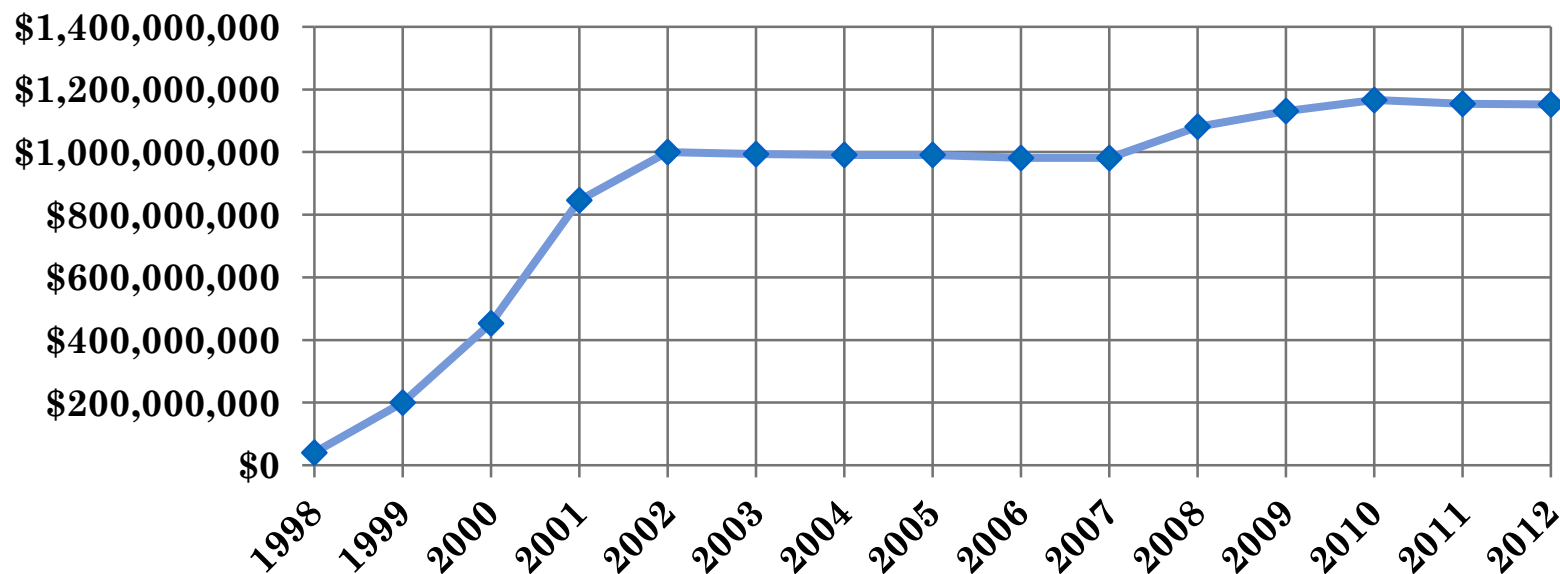
POLICY MATTERS: FUNDING & RESOURCES FOR AFTERSCHOOL

VARIETY OF FEDERAL FUNDING STREAMS



21ST CCLC FUNDING

Funding History – 21 st CCLC		
Fiscal Year	Amount Appropriated	Amount Authorized in No Child Left Behind Act
1998	\$40 million	n/a
2002	\$1 billion	\$1.25 billion
2007	\$981 million	\$2.5 billion
2010	\$1.166 billion	\$2.5 billion
2011	\$1.154 billion	\$2.5 billion
2012	\$1.152 billion	\$2.5 billion



THE FY12 & FY13 BUDGETS



- Final deal for FY12
 - \$60 million increase for CCDF,
 - **\$2 million cut to 21st CCLC**
- FY13 Budget
 - President's Proposal announced in February
 - Level funds 21st CCLC



SEQUESTRATION AND THE RYAN BUDGET

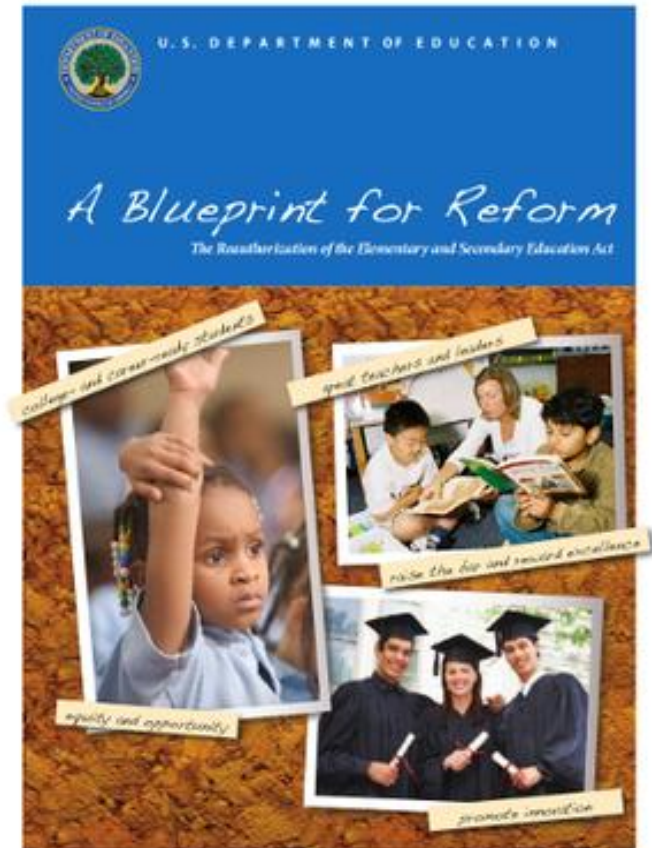
21st Century Community Learning Centers





BLUEPRINT FOR REFORM: PRESIDENT'S ESEA PROPOSAL

- Prioritizes funding of longer school day through 21st CCLC funds
- Discusses importance of community partners, but CBO involvement not required
- 21st CCLC turned into 2 national competitive grant programs
- Instructional time, school turnaround emphasized



ESEA REAUTHORIZATION IN CONGRESS

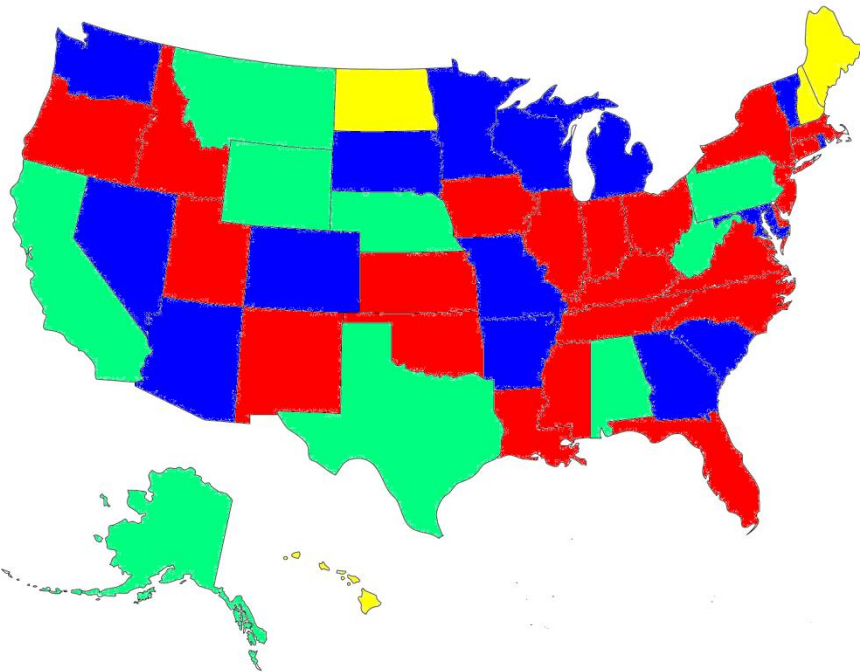
- House Education and the Workforce Committee:
 - Consolidated programs, eliminates 21stCCLC
- Senate Health, Education, Pensions & Labor Committee:
 - Introduced bi-partisan ESEA reauthorization bill in October
 - Unclear if or when bill will move forward



NCLB WAIVERS

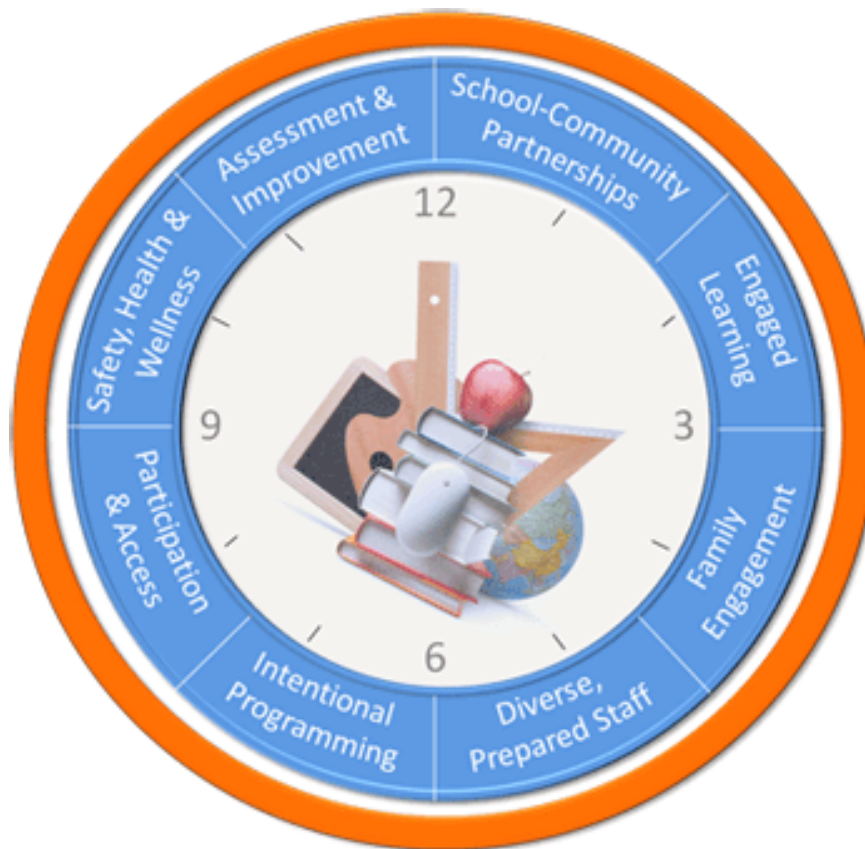
○ 3 provisions directly impact afterschool programs

- Optional Flexibility for 21st CCLC Programs – “11th Waiver”:
- Supplemental Education Services (SES):
- Transferability of training and technical assistance funds



EXPANDED LEARNING

- Includes before-school, afterschool, summer and extended day or expanded learning time programs



What are the issues
facing afterschool in
your community?



BUILDING THE CASE: MESSAGING AFTERSCHOOL



KEY MESSAGES

- Afterschool Programs
 - Keep kids safe
 - Engage kids in learning
 - Help working families
- At their best when they complement but don't replicate the school day
- Afterschool programs are also community-school partnerships



AMERICA AFTER 3PM

- 8.4 million kids participate in afterschool programs
- 15.1 million kids on their own after school
- Economy is having an impact.

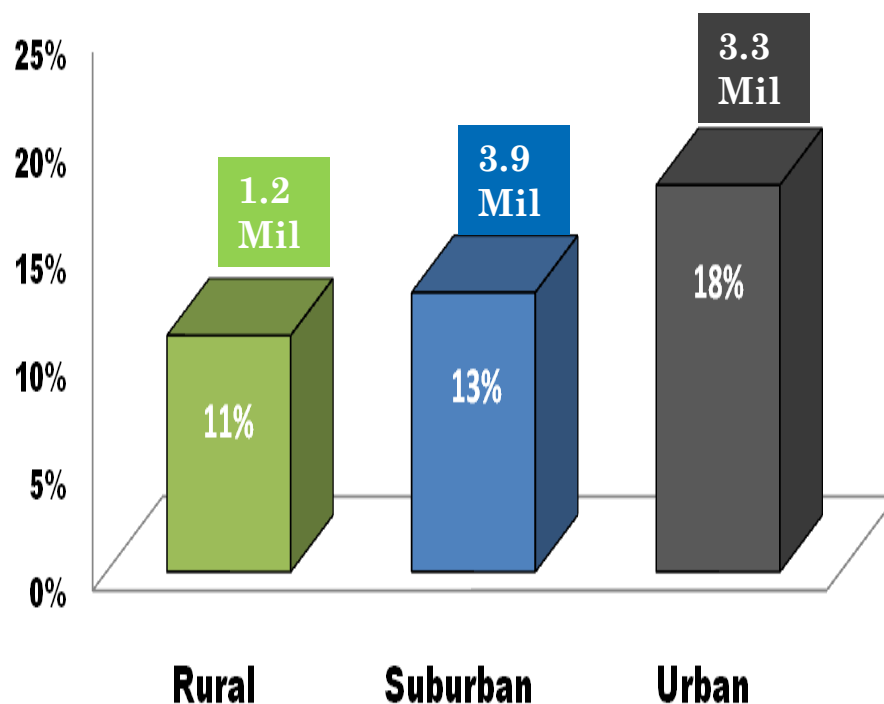
<i>America After 3PM</i> 2009 Compared to 2004	National Percentages	
	2009	2004
Kids in Afterschool Programs	15%	11%
Kids in Self Care	26%	25%
Kids in Sibling Care	14%	11%
Parents Satisfied with Afterschool Program	89%	91%
Kids Who Would Participate if a Program were Available	38%	30%
Kids in Summer Learning Programs	25%	--



FROM BIG CITIES TO SMALL TOWNS

- Low income youth in rural areas less likely to participate in programs than urban and suburban peers
- Transportation and cost - major barriers for all

Afterschool Participation



DEMAND FOR AFTERSCHOOL PROGRAMS

- More than 80% of voters – children need a place to go afterschool that is organized, safe, and educational. 2/3 consider it an absolute necessity*
- 73% - state and local officials should increase funding for afterschool*
- 69% of voters - support tax increase*
- 82% of school superintendents say these programs are important (NAA-Champions Survey, 2011)

*Source: Afterschool Alliance Poll conducted by Lake Research Partners, November 2006 and 2008**



ACADEMIC BENEFITS

IMPROVED SCHOOL ATTENDANCE, ENGAGEMENT IN LEARNING

- **95% high school graduation rate** for students enrolled in Project Exploration programs

IMPROVED TEST SCORES AND GRADES

- **69% of Wisconsin 21st CCLC program attendees** increased their academic performance.

STUDENTS AT GREATEST RISK SHOW GREATEST GAINS

- **3,000 low-income students** demonstrated **significant gains** in standardized math test scores **after 2 years**, compared to unsupervised peers – Promising After-School Programs Study



SOCIAL, EMOTIONAL AND BEHAVIORAL BENEFITS

KEEP CHILDREN SAFE

- Kids attending LA's BEST are **30 percent less likely** to be involved in **criminal activities** than peers.

HELP WORKING FAMILIES

- **74 % of parents** agreed that NYC out-of-school time programs **make it easier to keep their jobs**
- **73% agreed** they **missed less work** than prior to their children's involvement
 - New York City's Out-of-School Time Programs for Youth Initiative evaluation



BENEFITS TO THE COMMUNITY

CRIME AND TRUANCY-RELATED SAVINGS

- **Every dollar invested** in LA's BEST **saves** Los Angeles **\$2.50** in crime-related costs.

BENEFITS TO THE BOTTOM LINE

- Worries about children's activities in the afternoon leads to unscheduled absences and makes working parents less productive at work, **costing** businesses **as much as \$300 billion annually in lost productivity.**



ADVOCATING FOR AFTERSCHOOL: PUTTING YOUR SKILLS TO PRACTICE



Afterschool Alliance
AFTERSCHOOL FOR ALL

KNOW YOUR ALLIES

Who supports afterschool
in your community?



RAISE YOUR VOICES – CONTACT CONGRESS/LOCAL OFFICIALS


- Call, write or email
- Meet district staff
- Attend the Afterschool for All Challenge!



ARRANGE A SITE VISIT



HOST A LIGHTS ON AFTERSCHOOL EVENT



Afterschool Alliance
AFTERSCHOOL FOR ALL

INVITE THE MEDIA

- Plagiarize freely! – from our website
- Create a Media List
- Identify 2-3 key messages
- Structure events with media in mind
- Appeal to the press, build relationships
- Issue news releases
- Develop press kits



RALLY AROUND AFTERSCHOOL



- Register your support & be recognized by *Afterschool for All* campaign
- Sign up here:

<http://www.afterschoolalliance.org/a4aJoin.cfm>



KEEP IN TOUCH!

Afterschool Alliance

202-347-2030

info@afterschoolalliance.org